



Welcome to

Acorns Nursery at Mrs Bland's  
Infant and Nursery School





Welcome! - We hope your child will be very happy starting their school journey at Acorns Nursery at Mrs Bland's Infant and Nursery School. The school website [www.mrsblandsinfants.co.uk](http://www.mrsblandsinfants.co.uk) is kept up to date and has lots more resources and information about our school.



Headteacher: Mrs Nisbet  
Deputy Head: Mrs Williams

# What to expect at a typical day at Nursery

A warm welcome




Group times and Welcome circles



# What to expect at a typical day at Nursery (cont'd)

Healthy snack time




Time for free play  
outside and inside



# Group Time

When your child starts in Acorns Nursery, they will be with a small group of children whom they will work with at group time each day.


During group time, children will participate in welcome circles, planned activities around a theme or topic, as well as early phonics and maths activities. These often lead into their free play activities later in the session.




# What can you do at home to make that transition to Nursery easier?

## Talk and listen!

Talk to your children about different things you or they are doing. Talk about what they are playing. Talk about what they are eating. Talk about where you are going and what you can see. Talk about everything and anything! Talking to your child and listening to them (e.g. "oh, you saw a lorry? It's a *big red* lorry isn't it?") is very important for their development.




# What can you do at home to make that transition to Nursery easier?




## Play

Take an interest in your child's play. Studies show that children learn and develop the most while playing. Imaginative play, messy play, construction play - whatever your child is interested in.

Let them lead the learning and try to create opportunities for them to explore and develop ideas they have.



# What can you do at home to make that transition to Nursery easier?



## Read books together

Books can transport children into a magical world. It helps to foster their imagination, improves their vocabulary, and provides great 1:1 time with you!

Read a bedtime story at night, talk about the pictures, and see if your child can guess what might happen next. Let your child retell a familiar story to you - books can be ordered from libraries now too.






# Nursery is part of the Early Years Foundation Stage

The Early Years Foundation Stage (E.Y.F.S.) is the stage of education for children from birth to the end of the Reception year.

It is based on the recognition that children learn best through play and active learning.



# Monitoring Progress

We will help your child develop and learn in all of the areas of learning during their time in Acorns Nursery.

We will add photos and observations of them learning through play to their Learning Journey books so you can see the progress they are making in school.

We will work with you to support their learning at home as well.



# The first few weeks


We will settle your child into Nursery and find out what they already know and can do and use this information to help us meet your child's needs and interests.

*If you have any questions or concerns, please see us and we will do our best to help you.*




We look forward to working with you and your child in September.


Mrs Collis (Class Teacher), and Mrs Hitt & Miss Phillips (Teaching Assistants)



"Adults who help children to play are adults who help children to learn."




# A typical day



- 8.45-9.00 - Parents bring the children round to the Nursery classroom door, children put away coats, lunch boxes and bags, self-register, sit on the carpet and enjoy 'Welcome Circle' activities in a small group.
- 9.00 - 10.15 The children will then have Language/Maths input based around the topic, and then child initiated learning inside and outside
- 10.15 - 10.30 - Snack time with fruit and a drink
- 10.30 - 10.45 - Phonics groups - interactive group time
- 10.45 - 11.20/45 - Child Initiated Learning time inside/outside
- 11.20-30 - Morning children prepare to go home
- 11.45 - 12.30 - Lunch
- 12.30 - 1.00 - Afternoon children arrive and join children who are staying all day (routine as at 8.45), welcome circles, Language/Maths input
- 1.00 - 2.30 - Child Initiated Learning Time, with some focus groups
- 2.30 - 3.00 - Tidy up, snack time and phonics/maths groups
- 3.00-3.15 - Story, children get ready to go home



# How you can help your child



- Encourage them to be as independent as possible: getting un/dressed, going to the toilet and wiping themselves, opening lunch box items by themselves, following simple instructions, organising themselves independently
- Bring a bag, water bottle and coat each day
- Name all their uniform, shoes, coat and water bottle clearly
- If your child is having a school dinner, discuss their choices with them before school
- Sing songs and rhymes at home, there are lots of ideas here <https://www.bbc.co.uk/teach/school-radio/nursery-rhymes-a-to-z-index/z4ddgwx>
- Play board games together, modelling how to take turns and share.
- Encourage your child to help with jobs such as tidying up, cooking, cleaning and shopping, using the time to talk about what you are doing.

