



Theme Overview

In this unit of Religious Education, children will learn about what promises are through Christian stories from the bible. Through their exploration they will make appropriate links to their own lives to gain deeper understanding.

Unit Outcomes

We are learning what it means to make a promise and the impact of them on ourselves and others.

Skills Focus

Main Skills Focus:

- Explore key questions through enquiry-based learning into Christianity whilst also drawing from at least one of Hinduism, Sikhism, Islam or Judaism, as well as non-religious world views as appropriate.
- Teachers should take the children’s own background, experiences and questions into consideration.
- Learn about different beliefs about God and the world around them.
- Encounter and respond to a range of stories, artefacts and other religious materials.
- Learn to recognise that beliefs are expressed in a variety of ways and begin to use specialist vocabulary.
- Begin to understand the importance and value of religion and belief, especially for other children and their families.
- Ask relevant questions and develop a sense of wonder about

Key Religion

Christianity

Key Question

Why are promises important?

Sequence of Learning

Lesson 1


LI: To understand what a promise is.

Recall learning from previous unit.
Pose a scenario where a promise is made to a class but it doesn’t happen.
Introduce the term ‘breaking a promise’. Children to share ideas of what this might mean.
Discuss the feelings associated with the promise being broken (disappointment and not just sadness).
The children to recall times where they make promised and kept/broke them. How did the people they made / broke promises to feel?
Bertie owl to make a promise to tell the children a new story each week all about promises.
Introduce the key question for the unit.

Lesson 2

LI: To explore promises through the story of Noah’s Ark.

Recall previous RE learning.
Recall the key question for this unit.
Recall what it means to make a promise. Have they made and kept/broken any promises since the last lesson?
Read ‘Noah’s Ark’ by CJ Leonard.





Children to share their thoughts on what the promise was made by God.
Discuss how we would feel if God broke that promise?
Show the children a story board of the book and encourage them to act

LI: To explore promises through the story of Jonah and the big fish’.

Recall previous RE learning.
Recall the key question for this unit.
Children to discuss the story they read last week and what promise God made.
Has anyone made a promise to them recently and kept it / broken it?
Read ‘Jonah and the big fish’ by Katherine Sully.



Children to share their thoughts on what the promise was made by God.
Discuss how we would feel if God broke that promise?
Show the children a story board of the book and encourage them to act out and retell the story through the week.

<p>the world using their imaginations.</p> <ul style="list-style-type: none"> • Talk about what is important to them and others, valuing themselves, reflecting on their own feelings and experiences and developing a sense of belonging. <p>RE at Bland's Infant School:</p> <ul style="list-style-type: none"> • It is vital for all our children to learn from and about religion, so that they can understand the world around them. • RE promotes respect and open-mindedness towards others with different faiths and beliefs and encourages children to develop their sense of identity and belonging through self-awareness and reflection. • We encourage children to ask questions to promote enquiry-based learning. 		<p>out and retell the story through the week.</p> <p>Show them the Noah's ark game/puppets that will be put out to play with.</p> <p>Sing 'The animals went in two by two'.</p> <p>(2) The animals went in two by two Early Years - Nursery Rhymes BBC Teach - YouTube</p>	<p>Play the song 'Jonah's Ocean Ride' and children to sing along and follow the actions.</p> <p>(2) Jonah's Ocean Ride. Based on Jonah and the whale. Fun bible songs for children. Two By 2 - YouTube</p>
	<p>Lesson 4 LI: To explore promises through the story of David and Goliath.</p> <p>Recall previous RE learning. Recall the key question for this unit. Children to explain in their own words what a promise is. Children to discuss the story they read last week and what promise God made. Read 'David and Goliath' by Katherine Sully.</p>  <p>Children to share their thoughts on what the promise was made by God. Discuss how we would feel if God broke that promise? Show the children a story board of the book and encourage them to act out and retell the story through the week.</p>	<p>Lesson 5 LI: To explore promises through the story of Daniel and the Lions.</p> <p>Recall previous RE learning. Recall the key question for this unit and what they have learnt so far. Discuss the importance of keeping promises. Read 'Daniel and the Lions' by Katherine Sully.</p>  <p>Children to share their thoughts on what the promise was made by God. Discuss how we would feel if God broke that promise? Show the children a story board of the book and encourage them to act out and retell the story through the week.</p>	<p>Lesson 6 LI: To show understanding of why promises are important.</p> <p>Recall previous RE learning. Recall the key question for this unit. Children to recall the stories they have read so far and what promises God made. Reflect on whether it is easy to always keep promises. Children to share their views on why promises are important.</p>

Play the song 'You can be brave'
Story of David and Goliath – children
to take part in the actions and sing
along.

[\(2\) You Can Be Brave. Story of
David and Goliath. Fun bible songs
for children. Two By 2 - YouTube](#)

Play the song 'Shut the lions jaw'
Story of Daniel and the lions den.
Children to take part in the actions
and sing along.

[\(2\) Shut the lion's Jaw. Story of
Daniel and the lion's den. Fun bible
songs for children. Two By 2 -
YouTube](#)