




Geography Learning Journey - Marvellous Me! Key Question- Where do you live?		Reception Autumn Term 1	
Theme Overview		Project Outcomes	
In this geography unit, the children will be learning their home address.		To be able to remember at least part of their address	
Skills Focus	Key vocabulary	Books to read within lessons	
<p>Describe their immediate environment: Children will learn their home address</p> <p>The intent behind teaching geography skills at Mrs Bland's Infant School.</p> <ul style="list-style-type: none"> To inspire a sense of curiosity and understanding about the world in which they live To develop an understanding of their locality and their country To widen children's understanding of the diversity in the world and to celebrate this 	<p>Address, home, house, door number, post code, post man, post woman, letter, letter box, post box, sorting office, deliver, map, aerial view, Burghfield, village, forest, woods, houses, buildings, road, near, far, pond, school,</p>	 	
Sequence of Learning			
	<p>Lesson 1 LI: To understand what an aerial view is</p> <p>Where do you live? Discuss the different types of homes we might live in.</p> <p>Look at a map of Burghfield and explain that it is taken from an aerial point of view. Look at things on the map which are near and far from the school. What can children identify?</p>	<p>Lesson 1 LI: To know what a home address is and begin to know their home address</p> <p>Recap learning from last week.</p> <p>Have you ever seen a number on your front door? Can you remember what it is? Why do we all have them? Tell children that the door number makes up their address, so people can tell which house on the road they live on. We also need to know what town/village we live in and we also have a postcode!</p> <p>Challenge children to learn their own address, with support from parents to do this.</p>	<p>Lesson 1 LI: To understand what home address is for</p> <p>If I were writing you a letter, where would I send it? Teach children that all homes have an address and this is so it can be identified. If you are sending a letter to someone it needs to have the address on the front so that it can be delivered correctly! Look at a range of different letters and the address on the front.</p> <p>Teach children about the post office and how mail gets delivered to our houses correctly.</p>