









Mrs Bland's Infant and Nursery School – English Overview – Year 1

YEAR 1 – ENGLISH OVERVIEW	<p>National Curriculum: Writing - composition Pupils should be taught to write sentences by:</p> <ul style="list-style-type: none"> • saying out loud what they are going to write about • composing a sentence orally before writing it • sequencing sentences to form short narratives • re-reading what they have written to check that it makes sense • discuss what they have written with the teacher or other pupils • read aloud their writing clearly enough to be heard by their peers and the teacher. 			<p>National Curriculum: Writing - vocabulary, grammar & punctuation Pupils should be taught to:</p> <ul style="list-style-type: none"> • leave spaces between words • join words and joining clauses using and beginning to punctuate sentences using a capital letter and a full stop, question mark or exclamation mark • use a capital letter for names of people, places, the days of the week, and the personal pronoun 'I' • learn the grammar for year 1 in English Appendix 2 • use the grammatical terminology in English Appendix 2 in discussing their writing 		
	Autumn 1 'Toys'	Autumn 2 'To Infinity and Beyond'	Spring 1 'Fairy Tales and Forests'	Spring 2 'Animals Around the World'	Summer 1 'Dinosaurs'	Summer 2 'London'
	<p>Alphabet: Letter names, alphabetical ordering and introduction of word books (1 week)</p> <p>Non-fiction: Labels, lists and captions linked to toys (1 week)</p> <p>Narrative: Story based on personal experience (Developing Early Writing DfE) (1 week)</p> 	<p>Narrative: Sequence and retell a story using Pie Corbett's Talk for Writing approach – Imitation (2 weeks)</p>  <p>Non-fiction: Non-chronological reports linked to space (2 weeks)</p> <p>Non-fiction: Instructional writing linked to a practical</p>	<p>Narrative: Traditional Tales and Fairy Tales using Pie Corbett's Talk for Writing approach – Imitation, Innovation and Invention (6 weeks)</p>  	<p>Narrative: Story from a different culture using Pie Corbett's Talk for Writing approach – Imitation, Innovation and Invention (2 weeks)</p>  <p>Poetry: Recite, perform, innovate and write a poem linked to wild animals – I speak, I say, I Talk (1 week)</p> 	<p>Poetry: Recite, perform, innovate and write a poem linked to dinosaurs – Tyrannosaurus Rex – John Foster (1 week)</p> <p>Non-fiction: Recount within a letter format based on the visit to Oxford Museum of Natural History (2 weeks)</p> <p>Narrative: Narrative based on a historical figure using Pie Corbett's Talk for Writing approach – Imitation, Innovation and Invention (3 weeks)</p> 	<p>Poetry: Recite and perform rhymes and longer, more detailed poems linked to London (The Great Fire of London by Paul Perro and Buckingham Palace by A.A.Milne) (1 week)</p> <p>Narrative: Based on a historical event using Pie Corbett's Talk for Writing approach – Imitation, Innovation and Invention (3 weeks)</p> 

Narrative: Sequence and retell the beginning, middle and end of a story using Pie Corbett's Talk for Writing approach – Imitation


The Tiger Who Came to Tea



Judith Kerr

(2 weeks)

Non-fiction (big book): Old and new toy descriptions (2 weeks)



experience - Christmas cooking (2 weeks)

Non-fiction: Non-chronological reports linked to wildlife (2 weeks)

Non-fiction: Fact files linked to a London landmark (2 weeks)

<p>HANDWRITING</p> <p>NELSON HANDWRITING PROGRAMME – YEAR 1 (Units 1-28)</p>	<p>Work through the letter families in the following order (using the Nelson Handwriting programme) with a focus on forming the lower-case letters, starting and finishing in the correct place and positioning correctly on the line.</p> <p>Letter families (Units 1-8):</p> <p>Curly Caterpillar Letters (Set 1) – c, a, d, g, q, e, s, f, o</p> <p>Ladder Letters (Set 2) – l, i, t, u, j, y</p> <p>One-Armed Robot Letters (Set 3) – r, b, n, h, m, k, p</p> <p>Zigzag Monster Letters (Set 4) – v, w, x, z</p> <p>Numbers 1 to 10 (Unit 12)</p>	<p>Work through the formation of the capital letters in the following order (using the Nelson Handwriting programme), starting and finishing in the correct place and positioning correctly on the line:</p> <p>Capital letter sets (Units 9-11):</p> <p>Set 1 - E F H I T L</p> <p>Set 2 - A K M N V W X Y Z</p> <p>Set 3 - B D C G O Q S P R U J</p> <p>Days of the week</p> <p>Months of the year</p>	<p>Unit 13 - Introduce break letters (letters that aren't joined from) - b p g q y j z x</p> <p>Unit 14 - Practise consistent size and height of small letters: un, um</p> <p>Model joining diagraphs (Units 15-21):</p> <p>Unit 15 - Diagonal join to Set 1 letters – ed, eg</p> <p>Unit 16 - Diagonal join to Set 1 and 2 letters: ig, id</p> <p>Unit 17 - Diagonal join to Set 3 letters: ar, an</p> <p>Unit 18 - Diagonal join to Set 4 letters: aw, ew</p> <p>Unit 19 - Diagonal join to the top of Set 1 letters: ef, if</p> <p>Unit 20 - Diagonal join to the top of Set 2 letters: il, ai</p> <p>Unit 21 - Diagonal join to the top of Set 3 letters: ck, tch</p>	<p>Model joining diagraphs and trigraphs (Units 22-28):</p> <p>Unit 22 - To form and join from the letter w: wa, wo</p> <p>Unit 23 - Practise the horizontal join: oo, oon</p> <p>Unit 24 - Horizontal join to Set 3 letters: or, ore</p> <p>Unit 25 - Practise the cursive fourth join to Set 1 letters: of, ff</p> <p>Unit 26 - Practising the cursive fourth join to Set 2 letters: wl, rl</p> <p>Unit 27 - Practise break letters: b p g q y j z</p> <p>Unit 28 - Revising the four handwriting joins: ai, al, ol, ow</p>
--	--	---	---	--